



Blizzard Bag #2

Please complete on the 7th snow day. Each student has 10 days to complete. If you do not have access to the internet, a copy will be given to your child on the first day back after the snow day.

Language Arts

- Please read the pages In My Closet
- Complete the sentences.
- Complete the I Can Read Words page. Please write your first and last name at the top.

Math

- Please practice counting to 100 by ones and tens.
- Complete the Ten-Frames Page
- Complete the Larger Number page
- Please write the numbers 0-20 on the back of the addition page.



Science

- Color the winter pictures

The Lisbon Board of Education and Superintendent, along with ODE, have approved the use of Blizzard Bags as an appropriate form of making up calamity days. If the need arises, Blizzard Bags will be in use for Calamity Days #6, 7, & 8. In the event of "Snow Day" #6, students and parents can log on to the school and staff webpages and find "Blizzard Bags," or lessons students can complete at home and then return to school. Blizzard Bags #1, 2 & 3 are for Calamity Days #6, 7 & 8, if and/or when they occur. We will talk to students about these in class.


In My

Closest

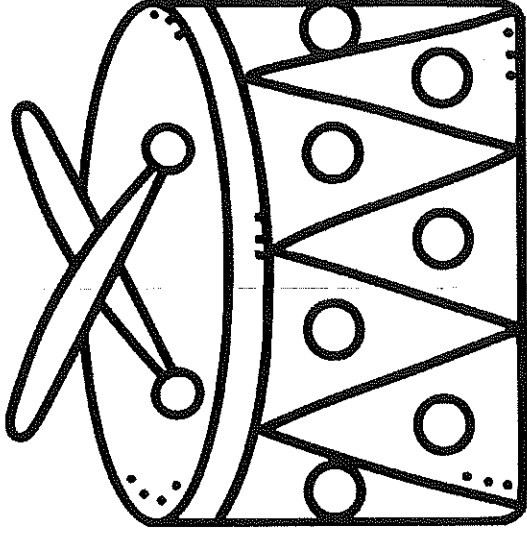


I like the doll.






I like the dinosaur.




I like the drum.






dinosaur.



doll.






drum.

Name _____

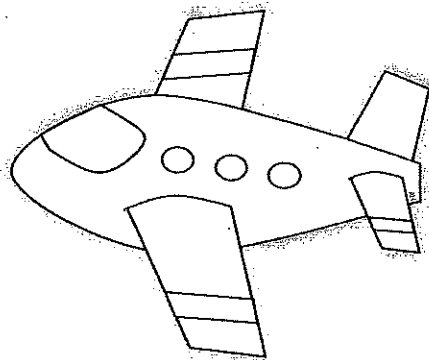
I Can Read Words



Directions: Say the name for each picture. Circle the word that matches the picture. Color the pictures.



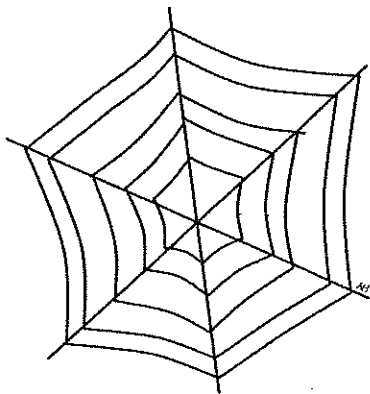
fat fan




jet jug




sit six



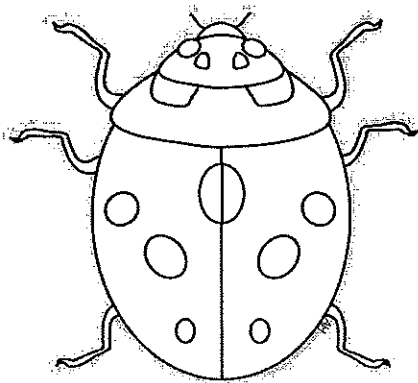
web wet




pet pot



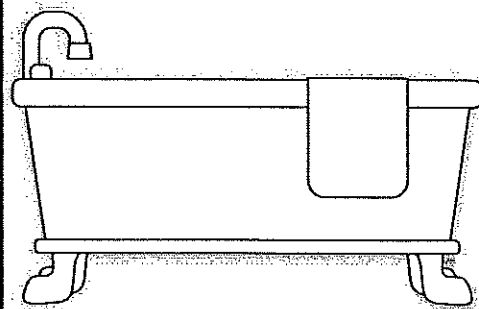
bat bag



bun bug



jam jag

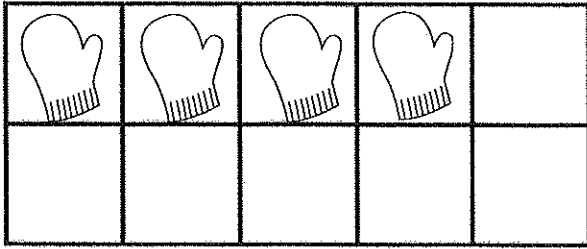



tug tub


Name: _____

Ten-Frames

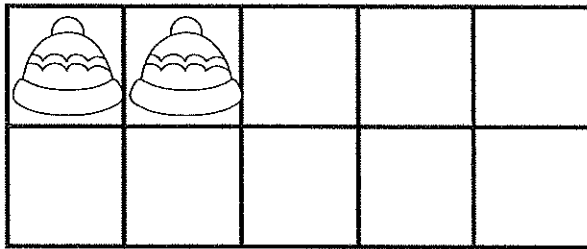
Directions: Complete the ten frame to make 10.
Complete the number sentence.



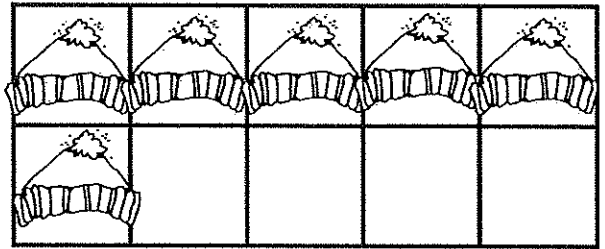
_____ + _____ = 10




_____ + _____ = 10




_____ + _____ = 10



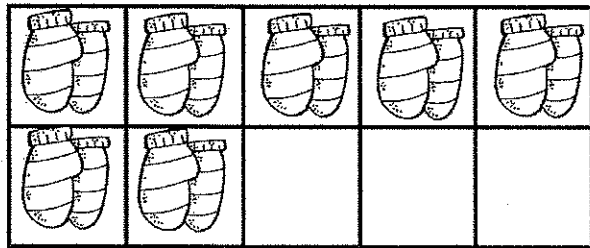
_____ + _____ = 10




_____ + _____ = 10



_____ + _____ = 10




_____ + _____ = 10



_____ + _____ = 10

Name: _____

Larger Numbers



Directions: Look at the number on each picture. Color the picture that has the greater number. Write an X on the picture with the smaller number.

Name _____

Winter
Classification

Heading Home!

 Color each winter picture.

