



Blizzard Bag #2,3

Please complete on the 7th snow day. Each student has 10 days to complete. If you do not have access to the internet, a copy will be given to your child on the first day back after the snow day.

Language Arts

- Please read the pages Under My Bed
- Complete the sentences.
- Complete the I Can Read Words page. Please write your first and last name at the top.
- Color the vowels

Math

- Please practice counting to 100 by ones and tens.
- Complete the addition page
- Please write the numbers 0-20 on the back of the addition page.
- Please practice addition flashcards

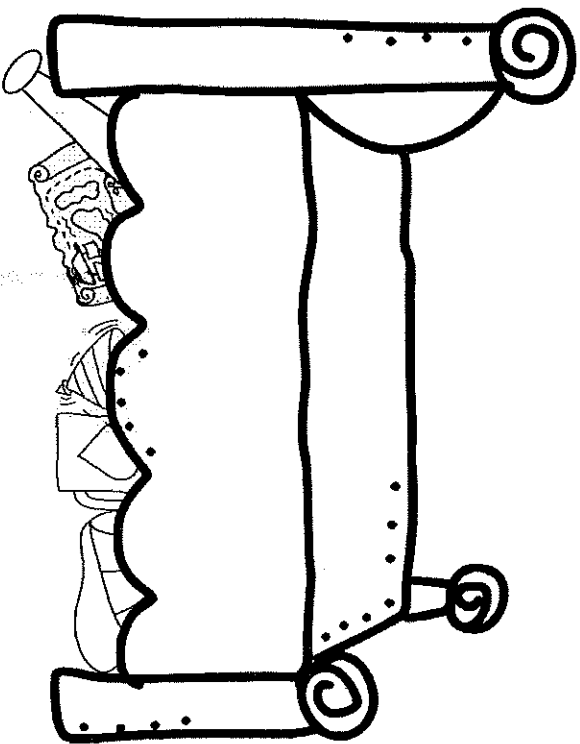
Science


- Complete the Winter sort

The Lisbon Board of Education and Superintendent, along with ODE, have approved the use of Blizzard Bags as an appropriate form of making up calamity days. If the need arises, Blizzard Bags will be in use for Calamity Days #6, 7, & 8. In the event of "Snow Day" #6, students and parents can log on to the school and staff webpages and find "Blizzard Bags," or lessons students can complete at home and then return to school. Blizzard Bags #1, 2 & 3 are for Calamity Days #6, 7 & 8, if and/or when they occur. We will talk to students about these in class.

Under My


Bed






I see my mug.

-
-
-
-

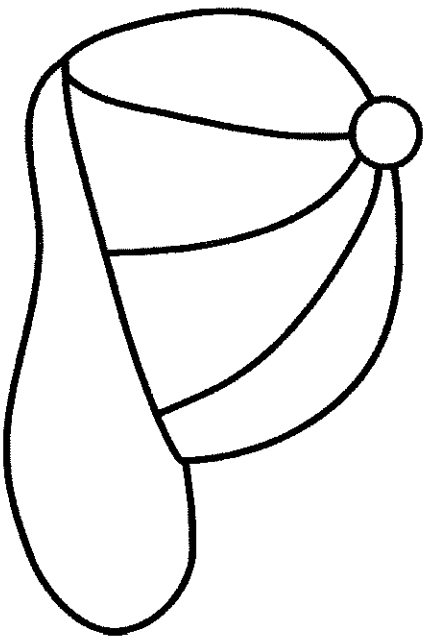


I see my top.

-
-
-
-




I see my bat.



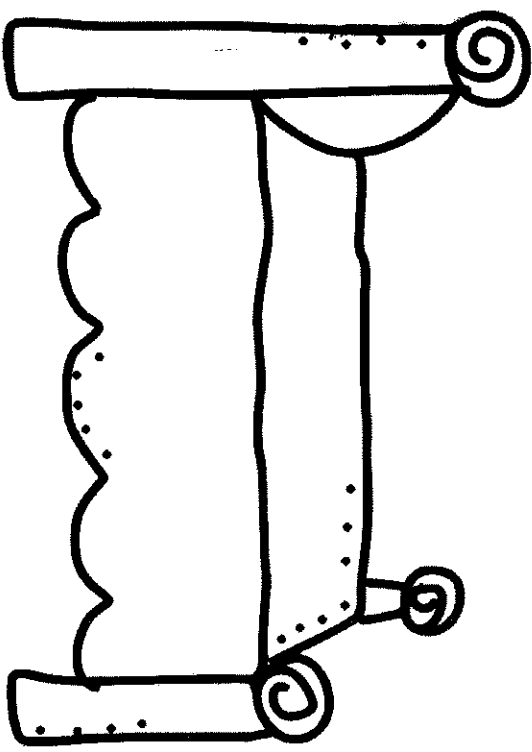
I see my hat.





I see my map.

-
-
-
-



I see under my bed.

-
-
-
-

I

S

O

O

MY


o

Name _____

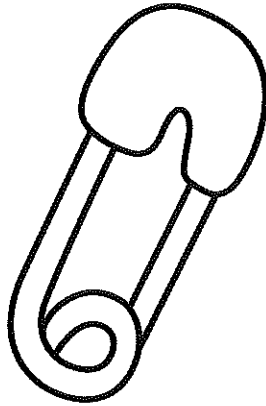
I Can Read Words



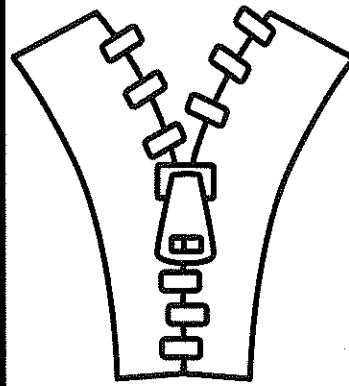
Directions: Say the name for each picture. Circle the word that matches the picture. Write the word on the line. Color the pictures.



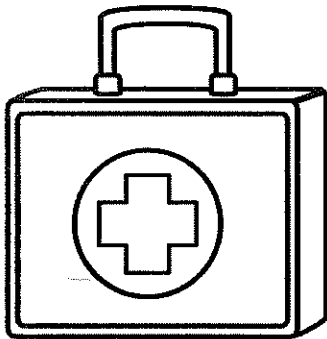
big
bag




pin
pan




zap
zip




kid
kit




can
cat




mug
mop



hog
hop

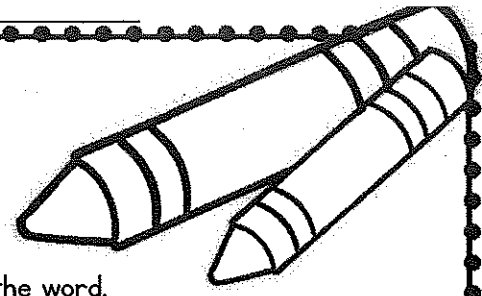


dip
dig




tip
top

Color my vowel





Color the short vowel that you hear in the word.



a e i o u

a e i o u


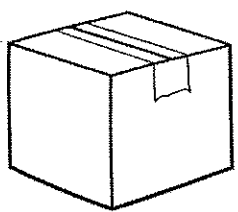
a e i o u



a e i o u

a e i o u



a e i o u



a e i o u

a e i o u

a e i o u




a e i o u

a e i o u

a e i o u

Name: _____

Directions: Add. Write the sum.



Oink! Oink!

$$\begin{array}{r} 2 \\ + 1 \\ \hline \end{array}$$

$$\begin{array}{r} 0 \\ + 3 \\ \hline \end{array}$$

$$\begin{array}{r} 3 \\ + 2 \\ \hline \end{array}$$

$$\begin{array}{r} 3 \\ + 1 \\ \hline \end{array}$$

$$\begin{array}{r} 4 \\ + 1 \\ \hline \end{array}$$

$$\begin{array}{r} 2 \\ + 0 \\ \hline \end{array}$$

$$\begin{array}{r} 2 \\ + 3 \\ \hline \end{array}$$

$$\begin{array}{r} 5 \\ + 0 \\ \hline \end{array}$$

$$\begin{array}{r} 2 \\ + 3 \\ \hline \end{array}$$

$$\begin{array}{r} 0 \\ + 0 \\ \hline \end{array}$$

$$\begin{array}{r} 1 \\ + 1 \\ \hline \end{array}$$

$$\begin{array}{r} 1 \\ + 2 \\ \hline \end{array}$$

Name: _____

Cut out the pictures that show something you can do in the season of winter. Glue them in the boxes!

--	--	--	--	--

